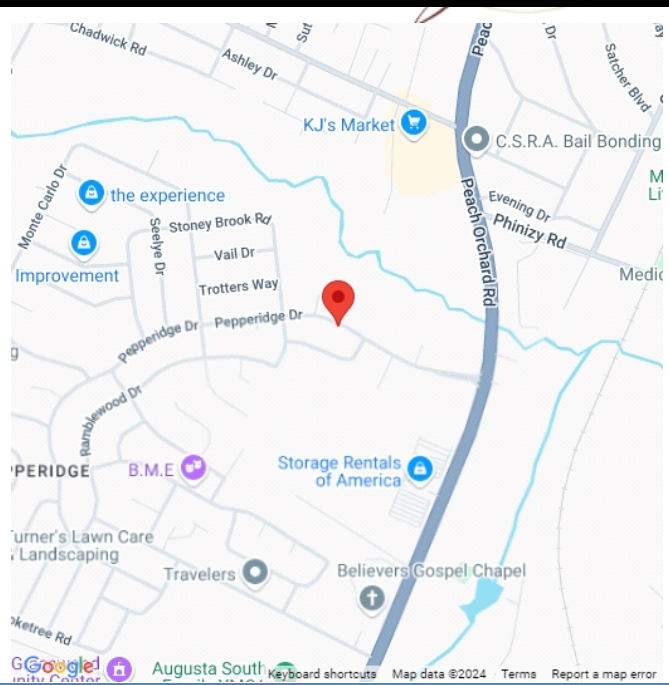


### SPEED DATA ANALYSIS

#### Location



2143 Pepperidge Dr  
Latitude: 33.385252  
Longitude: -82.031341



#### Analysis Time Period



Start	End
8/27/2024 1:00 PM	8/29/2024 11:59 PM

#### Vehicles Analyzed



14,124

#### Speed Limit



25

#### Slowest Speed



21

#### Average Speed



33

#### Fastest Speed



58

#### 85th Percentile Speed



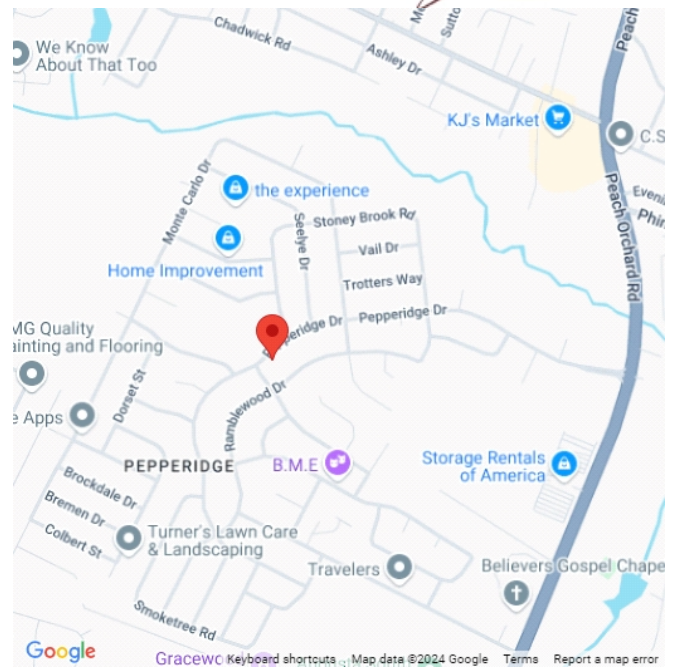
37

# SPEED DATA ANALYSIS

## Location



2182 pepperidge  
Latitude: 33.384140  
Longitude: -82.038513



## Analysis Time Period




Start	End
8/27/2024 1:20 PM	8/29/2024 11:59 PM

## Vehicles Analyzed



7,451

## Speed Limit



25

## Slowest Speed



7

## Average Speed



25

## Fastest Speed



45

## 85th Percentile Speed



29